



FEATURES

Mechanical

Body : Aluminium
 Finish: Electrostatic powder paint
 Optics: PMMA lenses
 Diffuser: Opal glass
 Installation: Ground mounted

Electrical


Light source: Mid Power LED
 Frequency: 220-240V 50/60 Hz
 Lifetime: >50.000 hours
 Pf>0.90
 Operating Temperature: -20 / +50

Optical

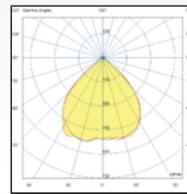
Light effect: Symmetrical
 CRI>70
 McAdams Step<3

Options

RAL selection
 DALI - 1-10V - Step dim
 Length options

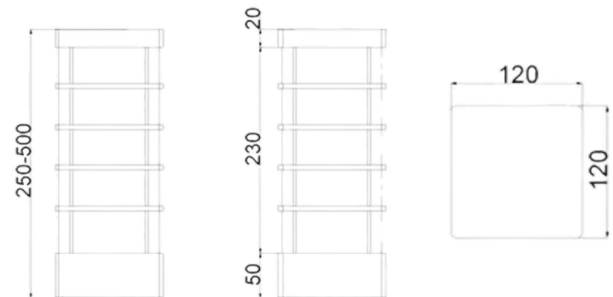


Photometric Data



Symmetric

Technical Drawing



Lumen values can vary according to CCT - CRI and beam angle options

Art. No.	Power	Lumen	Colour Temperature	Dimensions (QxH) mm.	Cut-out (mm.)	Weight (kg.)
EUS-327-010	10W	1200*	3000K-6500K	120x300	N/A	2,60 kg.
EUS-327-020	20W	2400*	3000K-6500K	120x300	N/A	2,60 kg.