



Eros

Spotlight Series





FEATURES

Mechanical

Body: Aluminium
 Finish: Electrostatic powder painted
 Installation: Ceiling surface mounted
 Diffuser: Transparent safety glass
 Optics: Aluminium reflector

Options

RAL selection
 CRI>90
 CRI>97
 Suspension accessory

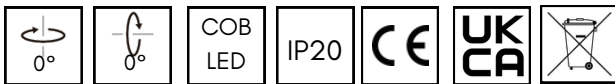
Electrical

Driver: LED driver integrated to housing
 Light source: COB LED or GU10
 Frequency: 220-240V 50/60 Hz
 Lifetime: 50.000 hours
 Pf>0.90
 Operating Temperature: -20 / +50

Optical

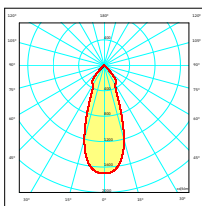
Beam angle: 30 degree
 UGR: <21
 CRI>80
 McAdams Step<3

Specifications



Light Beam

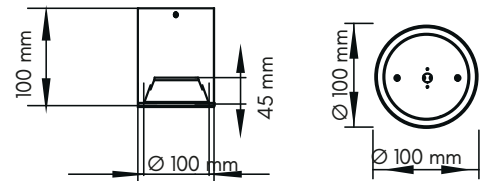
30°



CCT Values



Technical Drawing



Art. No.	Watt	Lumen	CCT	Dimensions (QxH) mm.	Cut-out (mm.)	Weight (kg.)
ISS-443-010-827	10W	960	2700K	100x100	N/A	0,5 kg.
ISS-443-010-830	10W	1010	3000K	100x100	N/A	0,5 kg.
ISS-443-010-840	10W	1080	4000K	100x100	N/A	0,5 kg.
ISS-443-010-865	10W	1150	6500K	100x100	N/A	0,5 kg.



FEATURES

Mechanical

Body: Aluminium
 Finish: Electrostatic powder painted
 Installation: Ceiling surface mounted
 Diffuser: Transparent safety glass
 Optics: Aluminium reflector

Options

RAL selection
 CRI>90
 CRI>97
 DALI
 Suspension accessory

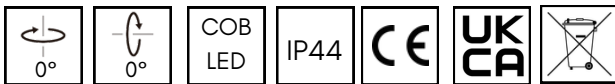
Electrical

Driver: LED driver integrated to housing
 Light source: COB LED or GU10
 Frequency: 220-240V 50/60 Hz
 Lifetime: 50.000 hours
 Pfc>0,90
 Operating Temperature: -20 / +50

Optical

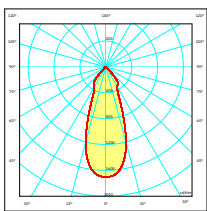
Beam angle: 15-30 degree options
 UGR: <21
 CRI>90
 McAdams Step<3

Specifications



Light Beam

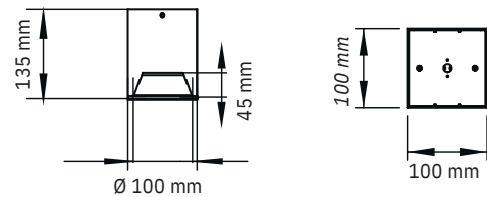
30°



CCT Values



Technical Drawing



Art. No.	Watt	Lumen	CCT	Dimensions (QxH) mm.	Cut-out (mm.)	Weight (kg.)
ISS-443-K-010-827	10W	960	2700K	100x135	N/A	0,6 kg.
ISS-443-K-010-830	10W	1010	3000K	100x135	N/A	0,6 kg.
ISS-443-K-010-840	10W	1080	4000K	100x135	N/A	0,6 kg.
ISS-443-K-010-865	10W	1150	6500K	100x135	N/A	0,6 kg.
ISS-443-K-000	GU10			100x135	N/A	0,6 kg.